

# Rahzay Practitioner Guide

## Table of Contents

Introduction	3	Aromatherapy	7
Preparation for the Attunement	3	Cloves	7
12 Strand inter-Dimensional DNA Activation	4	Eucalyptus	7
Guided Angel Meditation	4	Frankincense	7
Five Symbols Attunement	4	Lavender	7
Angelic Sight	4	Lemon	7
Angelic Aroma	4	Oregano	7
Angelic Touch	4	Peppermint	8
Angelic Sound	4	Rosemary	8
Angelic Love	4	Sandalwood	8
Inner Guidance, Meditation and Attunement	5	Tea Tree	8
The First Attunement Angelic Sight	5	Crystals	8
The Second Attunement Angelic Aroma	5	Clear Quartz	8
The Third Attunement Angelic Touch	5	Selenite	8
The Fourth Attunement Angelic Sound	6	Shungite	8
The Fifth Attunement Angelic Love	6	Amethyst	8
DNA Re-encoding	6	Citrine	8
Healing Yourself and Others	6	Rahzay Self Treatment	9
Colour Therapy	7	Rahzay Client Treatment	10
Green	7		
Yellow	7		
Red	7		
Blue	7		
Orange	7		
Violet	7		

## Introduction

Angels are beings of a different plane from us Human's.

They are beings of light, The Divine, Messengers of Spirit or God whatever you believe is the highest order.

They are omnipresent, meaning they are able to be anywhere and everywhere at one time. Angels are energy beings, which live, in the non-physical realms that surround us. They are real, and they are universal. They appear to, work with, and love all beings and extend their energy, information, and assistance to all.

However, we have to ask for their help, assistance, reassurance and company. You see, we have free will, this means that they cannot intervene or help us without our consent and/or request.

In cases of desperation or danger they can appear to protect us in our time of need to alter the outcome. You probably have heard, read, or seen stories from people who have witnessed these kinds of encounters or maybe they may have just known that Angels have visited them, don't doubt these stories or experiences, it is far more common than what most people realise.

A deer can sense and smell a human about half a kilometre away, or senses need to become just like a deer, for us to achieve this we must raise our energy vibration to a level that will enable us to tune into, and work with the Angels and other celestial beings. We must without question first have trust in ourselves and faith in the higher celestial realms.

Some people are luckier than others, they can see the Angels in the human like form with their eyes in 21st century focus, others are already able to contact and see the Angels with their eyes in meditation.

Many have witnessed messages and signs left by their Angels to show them they are around, some of these tell tale signs, if you are aware are things like, feathers, smells, coins, numbers, and other strange phenomena's.

## Preparation for the Attunement

It is most important that you set yourself to the right frame of mind and state to receive the attunement and sense the vibration of the Angelic Realms. To assist you for the attunement we recommend you follow each of the procedures to successfully prepare yourself to receive the attunement, and most importantly share this wonderful gift with others.

There are four stages to the Rahzay Attunement, you can either do them remotely in the comfort of your own home, or in a workshop setting. Becoming a Rahzay Practitioner gives you the ability to offer beautiful Angel healing and intuitive insights for yourself and others.

The following are the 4 steps to becoming a Rahzay Practitioner:

1. Rahzay 12 Strand Inter-Dimensional DNA Activation
2. Angel Meditation
3. Rahzay Attunement
4. Rahzay DNA Re-encoding

Rahzay is a stand-alone modality and does not need to be used in conjunction with any other healing modality such as for example, Reiki or Pranic. However, it can be used in combination with these other healing modalities. Regardless of what a person practices the truth is all healing energies come from the same one source for the healing energy, the only difference is the way the modality uses the delivery method and techniques.

## 12 Strand Inter-Dimensional DNA Activation

The 12 Strands Inter-Dimensional DND Activation is used to raise our vibration levels, this guided activation takes you through the process that will activate 12 inter-dimensional strands which are of the Double Helix DNA configuration, and the 12 inter-dimensional layers of energy that surrounds our DNA. It should be noted that there are countless inter-dimensional layers, however due to our current evolution we are only able to access 12 layers at this time.

For us to effectively communicate with the Angels we need to raise our vibrational levels, using sacred Angelic tones this is to be achieved through the DNA Activation.

It is encouraged that you listen to the pre-instructions before performing the DNA activation, and the post-instructions once you have completed it. There is a lot of valuable information that you need to be aware of as your body goes through this major energetic shift.

## Guided Angel Meditation

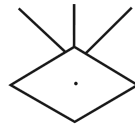
Angels don't interfere in our life unless we specifically ask for their guidance and support. This is because they honour our free will to choose our own path in life. In this part of the attunement process there are three guided meditations that will get you prepared for releasing negativity in your life. Giving you the ability to manifest with the Angels assisting you, and then communicating with these Divine beings.

The guided meditation can be listened to as often as you like, and you can continue to listen to the guided meditation we after you have been attuned as a Rahzay Practitioner. You could consider these meditations as tune-up tools when you feel you are carrying the weight of the world on your shoulders, and need to be grounded back into the pure love, joy and peace energy of Angels.

## Five Symbols Attunement

The Rahzay attunement is a powerful spiritual experience passed down from Archangel Uriel. The attunement energies are channeled into a student directly from the Angels, by means of a guided meditation performed by a Rahzay Practitioner. The Attunement is also attended by Rahzay guides and other spiritual beings who assist with the implementation. Many people have reported having mystical experiences involving personal messages, healings, visions, and past life experiences.

There are five symbols available for use, these are:



### Angelic Sight

The first attunement is to awaken your senses of sight with your third eye. To develop your ability to see your angels presence in your meditation, dreams and everyday life.



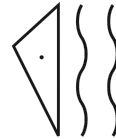
### Angelic Aroma

The second attunement is to enhance the Angelic aroma which in turn enhances your psychic ability to sense the Ramona left by the Angels when in their presence.



### Angelic Touch

The third attunement is the Angelic touch, it is used to enable you to feel (sense) their touch. Sometimes this feels like a slight breeze on your cheek or a prickle on your arm.



### Angelic Sound


The fourth attunement is the Angelic sound. This will enable you to open up to the sounds of Heavenly choirs usually in your pre-sleep moments.



### Angelic Love

The fifth attunement, Angelic love is aimed at your heart chakra. It is to open you up to the Divine love that resonates from the Angelic Realm. To help you to love yourself and pass this unconditional love to all around you, plants, animals, friends and family

*The Angels will come to you when you least expect it. Don't expect and they will show some sign that they are with you.*



## Inner Guidance, Meditation and Attunement

Find a quiet, peaceful place. Sit or lay down in a comfortable position with your spine straight and well supported.

Close your eyes.

Take several deep breaths, each time exhaling slowly and relaxing your body.

If there is any place that your body feels tight or tense, gently breathe into that area and allow it to be released and relax.

Now take another deep breathe and as you exhale, let your thoughts drift away.

Bring your attention back to breathing slowly and deeply. Take another deep breathe and as you exhale, imagine that you can move your awareness out of your mind, and drop it slowly down into your body. Let it rest in that area of your solar plexus (located around your stomach). Now, take another deep breathe and, as you exhale, let your awareness move into a very deep, quiet place within. With every breathe, move a little deeper until you come to rest in the deepest, quietest place you can find. Here, you naturally have access to your intuitive inner guidance. It knows what you need at every moment.

Picture your chakras:



Gradually starting from the base chakra see them open up like a lotus flower as their petals open to their fullest watch the glow of light travel up your body and in a continuous beam flow out through your crown chakra. Do this with all chakras until you have a colourful stream of light flowing from your crown chakra. Let it encircle your body.

Now ask the Angels to join you and assist you with your inner senses of sight, aroma, touch, sound and love. You are now ready for the attunement of the five Angelic symbols.

### Chant English Translation

Eee — All that I am that is not physical

Nu — My physical body

Rah — My soul

Zay — In the company of angels

## The First Attunement Angelic Sight

Visualising the first symbol ask the Angels to attune you to the energies of Angelic sight, this symbol will awaken your senses of sight being able to see clearly with your third eye. As you open your vibrational energies up to receive visions of angels in your meditation, dreams and everyday life.

Command silently "Angels seal the Angelic sight symbol. Weave this symbol into my Master DNA strand and replicate it throughout all other DNA strands in this dimension and all other dimensions, for this lifetime and for all future lifetimes.

Chant or say three times:

*Eee Nu Rah ~ Eee Nu Rah ~ Eee Nu Rah ~ Zay*

## The Second Attunement Angelic Aroma

Visualise the second symbol ask the Angels to attune you to the energies of Angelic Aroma, this symbol will awaken your senses of aroma being able to enhance your psychic ability to the aroma left by Angels when you are in their presence.

Command silently "Angels Seal the Angelic aroma symbol. Weave this symbol into my Master DNA strand and replicate it through all other DNA strands in this dimension and all other dimensions, for this lifetime and for all future lifetimes."

Chant or say three times:

*Eee Nu Rah ~ Eee Nu Rah ~ Eee Nu Rah ~ Zay*

## The Third Attunement Angelic Touch

Visualise the third symbol ask the Angels to attune you to the energies of Angelic Touch, this symbol will awaken your senses to enable you to feel their touch. Sometimes this feels like a slight breeze on your cheek or a prickle on your arm.

Command silently "Angels seal the Angelic touch symbol. Weave this symbol into my Master DNA strand and replicate it through all other DNA strands in this dimension and all other dimensions, for this lifetime and for all future lifetimes."

Chant or say three times:

*Eee Nu Rah ~ Eee Nu Rah ~ Eee Nu Rah ~ Zay*

## The Fourth Attunement Angelic Sound

Visualise the fourth symbol ask the Angels to attune you to the energies of Angelic Sound, this symbol will awaken your senses of sound being able to hear Heavenly choirs, and guidance from the Angels.

Command silently "Angels seal the Angelic sound symbol. Weave this symbol into my Master DNA strand and replicate it through all other DNA strands in this dimension and all other dimensions, for this lifetime and for all future lifetimes."

Chant or say three times:

*Eee Nu Rah ~ Eee Nu Rah ~ Eee Nu Rah ~ Zay*

## The Fifth Attunement Angelic Love

Visualise the fifth symbol ask the Angels to attune you to the energies of Angelic Love, this symbol will awaken your senses of love being able to feel love at your heart chakra. Open yourself up to receive Divine love that will show itself in your every day life with plants, animals, friends and family.

Command silently "Angels seal the Angelic love symbol. Weave this symbol into my Master DNA strand and replicate it through all other DNA strands in this dimension and all other dimensions, for this lifetime and for all future lifetimes."

*Eee Nu Rah ~ Eee Nu Rah ~ Eee Nu Rah ~ Zay*

The attunement is now complete. Thank the Angels for assisting you. It is now time to take a deep breathe and bring your awareness back to your solar plexus. And from your solar plexus bring your awareness back into the room and open your eyes.

## DNA Re-Encoding

The DNA Re-encoding should not be attempted until three days after the DNA Activation, and subsequently can be performed every three days thereafter. If you are trying to heal from diseases of aliment, it is important that when you do the DNA Re-encoding you only do one disease or aliment at a time. Like all energy healing there may be instant results, or it may take time to filter down into your physical body.

Often the Physical body and your higher self may have a different opinion on what is the most important to heal. Be open to whatever needs to be healed at the time, if what you want healing and it shows no improvement, investigate your body for what has been healed in its place. The results may be physical or they may be emotional.

Some results may show themselves by their absence. For example, if a re-encoding was performed to rid yourself of migraine headaches, the success will show itself in the fact that the headaches no longer occur. Naturally these types of results will take longer to recognise.

## Healing Yourself and Others

Being a Rahzay Practitioner gives you the ability to heal yourself and others, using the special gift of working with Angels to intuitively heal.

It is important when doing a Rahzay healing on a client that the first treatment always starts with the Rahzay 12 Strands Inter-Dimensional DNA Activation. Ensure you have purified or bottle water for the client when they complete this process, once this is done you can intuitively have the client lay down and start to channel the energy from the Angels using the five symbols in your mind.


Many new practitioners are not comfortable with working intuitively with clients in the beginning, as such Rahzay has adopted the basic hand placements used by Reiki and other spiritual healing modalities. As already stated, with any type of spiritual healing no matter what the modality is, they all use the same Divine healing energy from the one true Divine source.

You can also introduce other tools into your Rahzay sessions, such as aromatherapy, colour and crystals. Let the Angels guide you to how they want to work with you. It is extremely important that you listen to your intuition and let the Angels take care of the rest. Don't get yourself caught in the trap of traditions be an individual and shine with this powerful healing modality.

Here is some basic information about complimentary therapy tools that can be used with Rahzay:

## Colour Therapy

Colour therapy, or chromotherapy, is a method of treating ailments through the use of colour. Colour therapy can be done by shining an appropriate colour on the area of the body. It can also be done through the eyes by looking at a particular colour.



Importance of colours for use in colour therapy

### Green

This is the most basic colour of all in healing. It is the colour which you always use first and last. No matter what you are ailing, start off and finish with an application of green. It is the safest colour of all to use. It is the colour which can be applied all over, or it can be concentrated on one part of the body. Green is a great colour of balance, which harmonises the flow of Rahzay or universal life force, throughout the psychic centres. It operates, as do all other colours, firstly on the aura, the reflection of which reacts upon the physical body.

### Yellow

Yellow is the colour which signifies wisdom. Any mental deficiency, no matter how it shows itself, will be relieved by the use of yellow if concentrated on small areas of the body. A concentrated beam of yellow light about the size of a tennis ball applied at the base and at the front of the neck, has been found very valuable for all cases of nervous conditions and for all cases where some mental blockage or other shows itself.

### Red

Red is even a more potent stimulator than orange. This should not be given to anyone on the head. But if really concentrated on to rheumatic joints it will be beneficial. You can apply red to legs, knees or ankles.

### Blue

Blue can be applied from the top of the head to the feet of most sufferers. If the complaint is high blood pressure, any kind of nervous breakdown, nervous tension in any one of its forms, applying blue can be beneficial. Using blue will also promote sleep for people who suffer mild insomnia.

### Orange

This is a stimulating colour which can be given to the spleen, liver, kidneys, heart and indeed to any organ which helps promote good circulation. Apply orange in concentrated form to the spleen if you are suffering with low circulatory trouble, but not if you suffer with high blood pressure. All the internal organs such as liver, kidneys, bowels, can be stimulated by this colour. The more concentrated the more effective it will be.

## Violet

Violet can be used all over the body, but to apply it lower than the hips would be a waste for this wonderful colour, which is highly linked to spirituality. So therefore I suggest that violet is confined mainly to the forehead, the back and front of the head, the back and front of the neck and over the heart and between the shoulder blades. Violet tends to bring great relaxation.

## Aromatherapy



Aromatherapy is a practice of using the natural oils extracted from flowers, bark, stems, leaves, roots or other parts of a plant to enhance psychological and physical wellbeing. The inhaled aroma from these "essential" oils is widely believed to stimulate brain function. Essential oils can also be absorbed through the skin, where they

travel through the bloodstream and can promote whole of body healing.

A form of alternative medicine, aromatherapy is gaining momentum. It is used for a variety of applications, including pain relief, mood enhancement and increased cognitive function.

There are a wide number of essential oils available each with their own healing properties.

### Clove

Essential oil is common used as an antiseptic for oral infections and to kill wide spectrum of microbes to keep disease at bay.

### Eucalyptus

Is a potent antibacterial, antispasmodic, and antiviral agent. Like clove, eucalyptus essential oil has profound effect over Staph infections.

### Frankincense

Essential oil is one of the best, its primary use is to treat issues relating to digestion, the immune system, oral health, respiratory concerns, stress and anxiety. Research continues about its effectiveness on being a cure for cancerous cells.

### Lavender

Essential oil is well known for its soothing, calming properties, lavender is wonderful for accelerating healing time for burns, cuts, stings, and other wounds.

### Lemon

Essential oil is widely used to stimulate lymph drainage, to rejuvenate sluggish, dull skin and as a bug repellent.

### Oregano

Essential oil is used for respiratory tract disorders such as coughs, asthma, croup, and bronchitis. It is also used for gastrointestinal disorders such as heartburn and bloating.

## Peppermint

Essential oil can be used as a substitute for antibiotics. There are a number of antibiotic-resistant bacteria that can be treated with peppermint as these bacteria are not resistant to the antibiotic properties of this essential oil.

## Rosemary

Essential oil has an amazing ability to normalise blood pressure. Used for centuries to improve everything from memory and brain function to relieving common aches and pains.

## Sandalwood

Essential oil is often used to soothe and heal sore throats.

## Tea Tree

Essential oil is one of the healing essential oils with a rich history of use as a local antiseptic for burns and cuts as well to treat a wide spectrum of bacterial and fungal infections.

When selecting essential oils please ensure you only buy therapeutic grade essential oils, the oils you buy at the two dollar shop in most cases are just fragrant oils that have no real therapeutic benefits. Companies like Young Living and dōTERRA both have a very good reputation for supplying high quality therapeutic grade essential oils.

dōTERRA has even developed its own modality called Aroma-touch to work with their essential oil range.



dōTERRA™

## Crystals

Created over the millennia, healing crystals harness the life giving elements of the Earth and the universe. Harnessing the energy of the Sun, the Moon, and the Oceans, semi-precious stones connect us to Earth as soon as we come into contact with them. Many people wonder if crystals have healing powers, and while there are many anecdotes describing the curative effects of healing stones, it really depends on your own experience.



It takes a conscious effort to open your heart and mind to the power of crystal healing, but once you begin, the journey is studded with beautiful, mysterious, and unique crystals that will rock your world.

Five common crystals that should be in any spiritual healers tool kit are:

## Clear Quartz

One of the most popular crystal, clear quartz further amplifies your intention, which makes it a key component to a Rahzay Practitioner collection. It is also the most versatile stone because it magnifies the vibrations of stones that surround it. In fact, clear quartz wands are often used to cleanse and re-energise crystals. This is because of its powerful cleansing effects and the ability to counteract negative energy blockages.

## Selenite

Selenite is another powerful cleansing stone because it ensures a positive flow of vibration between you and other rocks in your collection, which makes it an ideal crystal.

## Shungite

Shungite is one of the rarest stones on earth, shungite contains antioxidants, which gives it potent healing properties, including protection from hazardous energies that are harmful to the body. Shungite is often used to soothe anxiety and speed up the detoxification process. This healing stone has powerful effects on the body, so it's best to introduce it slowly.

## Amethyst

Amethyst is known for its powerful spiritual properties, beautiful amethyst is an ideal stone to place around the home as decor. This visually striking rock is also a wonderful meditation tool because it boosts inner strength and provides spiritual protection.

## Citrine

Citrine a stone that harnesses the power of the sun, citrine is infused with light, which makes it perfect for putting in the windowsill. Everyday, its daily infusion of natural light restores and regenerates its powerful vibrations. Considered one of the most powerful stones for manifestation, citrine is a must-have crystal because it helps make your intention a reality. Citrine also instills a positive outlook and stimulates the mind so that you're motivated to form good habits and area always filled with optimism.

## IMPORTANT NOTICE

*Rahzay is a complimentary therapy, always be guided by your doctor or specialist. Be very wary of any alternative therapist who advises to abandon your conventional medical treatment(s).*





## Rahzay Self Treatment




**Hands over eyes**

Place hands over the face, covering the eyes with the palms.



**Side of head**

Cover the ears with your palms with fingers on the side of the head.



**Back of head**

Place your hands on the back of your head, palms at back of the skull.




**Front of Throat**

Place hands on both sides of the throat.




**Upper Chest**

Place hands on the upper torso.




**Lower Chest**

Place hands on the lower part of the rib cage.



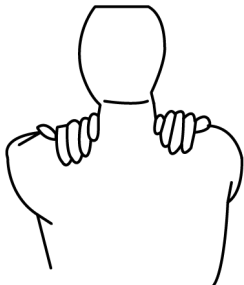
**Root**

Place hands just above the pubic bone.



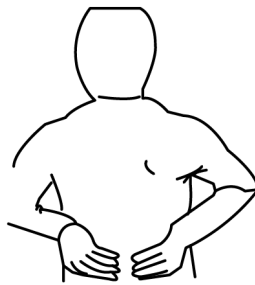
**Abdomen**

Place hands on either side of the abdomen.



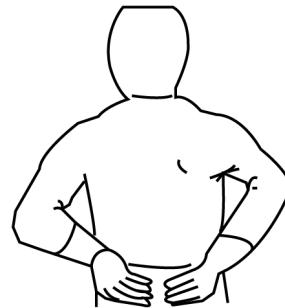
**Shoulders**

Place hands hands crossed over on the shoulders.



**Middle Back**

Place hands on both sides of the middle back.



**Lower Back**

Place hands on both sides the lower back.



**Knees**

Place hands on both sides of the knees.



**Foot**

Cup each foot with your hands.

## Rahzay Client Treatment



**Start Position**  
Place hands above the face and the third eye.



**Side of head**  
Place hands on both sides of the head.



**Crown**  
Place hands above head all the crown.



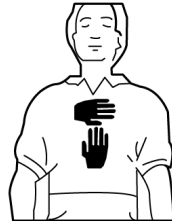
**Back of Head**  
Gently cradle head in hands.




**Throat**  
Place hands on neck and the throat.



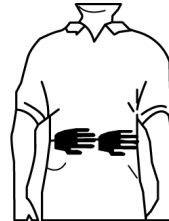
**Upper Chest**  
Place hands on the upper torso.



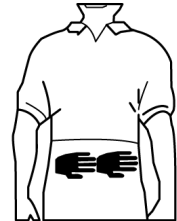
**Heart**  
Place hands on chest at the heart.



**Lower Chest**  
Place hands on lower part of the rib cage.




**Abdomen**  
Place hands on stomach area.



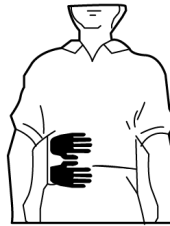
**Lower Abdomen**  
Place hands on the lower abdomen.



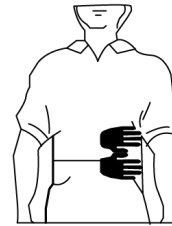
**Chest Left**  
Place hands together on one side of the chest.



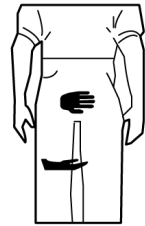
**Chest Right**  
Place hands together on the opposite side of chest.



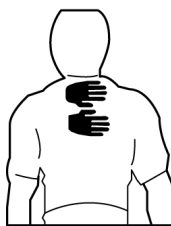
**Abdomen Left**  
Place hands together on the left side of the abdomen.



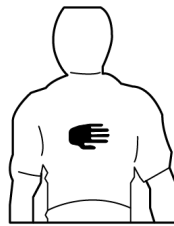
**Abdomen Right**  
Place hands together on the right side of the abdomen.



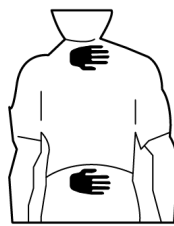
**Root**  
Place hand above pubic bone and the knee without touching.



**Top of Back**  
Place hands together at the top of the back.



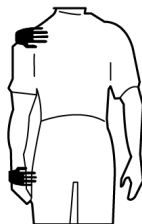
**Middle of Back**  
Place hand in the middle of the back.



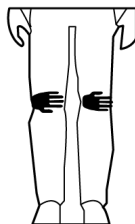
**Top & Bottom Back**  
Place one hand at the top and the other at the tail bone.



**Arm Position 1**  
Place one hand at shoulder and one at the elbow.



**Arm Position 2**  
Place one hand at shoulder and one at the wrist.



**Knees**  
Place hands on the knees, together or separate.



**Ankles**  
Place one hand on ankles, together or separate.



**Feet**  
Place one hand on the feet, together or separate.



## Corporate Office

Synchronicity Media Pty Ltd  
515 Cavendish Road  
Coorparoo, QLD 4151 AUS  
Phone: +61.7.3184.0990  
soul2path.com

Copyright 2020 Synchronicity Media Pty Ltd. All rights reserved. Soul 2 Path Psychics, Soul 2 Path Psychics logo, are trademarks of Synchronicity Media Pty Ltd, and are property of their respective owner. Synchronicity Media Pty Ltd assumes no responsibility for any inaccuracies in this document. Synchronicity Media Pty Ltd reserves the right to change, modify, transfer, or otherwise revise this publication without notice.

